

# ElectroStop® 10/42/12


To view on our website – Click on the links & video below.

## To purchase ElectroStop

1. Measure the fence line.
2. Choose the length and the amount of netting needed.  
**Example:** For a 250 ft fence line, order one 164 ft net and one 82 ft net. Or two 100 ft rolls and one 50 ft roll of Plus net.
3. Choose either:
  - a. **Starter Kit**—everything you need in one complete package.
  - b. **Netting Only**—energizers and accessories sold separately.



Electric Netting Installation Video



## Starter Kit

Everything you need in one convenient package.

### ElectroStop Plus 42" Starter Kit

**Includes:**

- One 100 ft roll of ElectroStop 42" Plus
- 4 FiberTuff support posts
- Solar IntelliShock® 60 fence energizer
- Wireless fence tester

100' x 42" (DS, white/black) ..... #207029



## Netting Only

### ElectroStop 10/42/12


- 164' x 42" (SS, white/black)..... #203000
- 82' x 42" (SS, white/black)..... #203100
- 164' x 42" Pos/Neg (SS, white/black)..... #204000\*
- 164' x 42" (DS, white/black) ..... #207025
- 82' x 42" (DS, white/black) ..... #207040
- 100' x 42" (DP, white/black)..... #203050
- 100' x 42" Pos/Neg (DP, white/black)..... #203051\*

### ElectroStop Plus 10/42/12

- 100' x 42" (DS, white/black) ..... #203400
- 50' x 42" (DS, white/black) ..... #203401

### Energizers & Accessories

- Energizers
- Fence & Battery Digital Tester..... #200010
- Warning Sign ..... #346000
- PowerLink 4.0 (for Pos/Neg net)..... #335500
- FiberTuff Post, 42" ..... #208054



\*Pos/Neg nets should be used when soil is dry and ground is hard and rocky.

SS = Single Spike  
 DS = Double Spike  
 DP = Drivable Post



[www.premier1supplies.com](http://www.premier1supplies.com)


800-282-6631

# ElectroStop® with PrimaPosts™ 10/42/12

To view on our website – Click on the links & video below.

## To purchase ElectroStop with PrimaPosts™

1. Measure the fence line.
2. Choose the length and the amount of netting needed.
3. Choose support posts—As needed for ends, curves and corners.
4. Select an energizer, ground rod and a fence tester.



Electric Netting  
Installation Video


## ElectroStop with Prima Posts 10/42/12

- 164' x 42" (SS, green/white)..... #208450  
 164' x 42" (SS, blue/white)..... #208453

## **Energizers & Accessories**

### Energizers

- Digital Tester for Fences & Batteries .... #200010  
Warning Sign ..... #346000  
FiberTuff Post, 42" ..... #208054



SS =  
Single  
Spike Post



[www.premier1supplies.com](http://www.premier1supplies.com)

800-282-6631