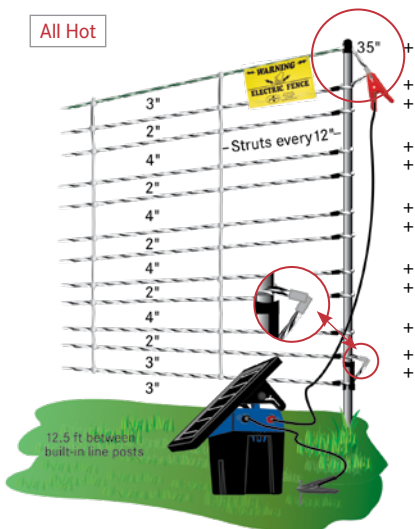



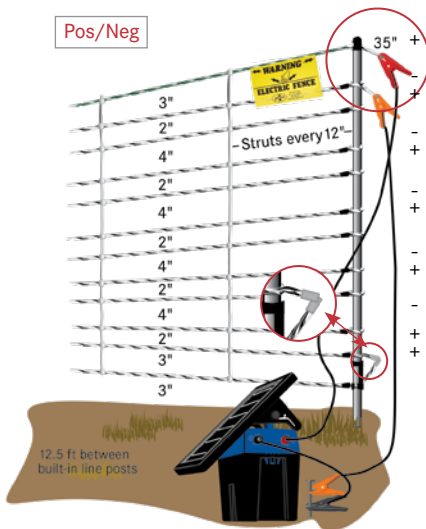
# Bear QuikFence® 12/35/12

Click on the products, photos & videos below to view on our website.

All Hot



Pos/Neg



## To purchase Bear QuikFence

1. Measure the fence line.
2. Choose the length and the amount of netting needed. Example: For a 250 ft fence line, order two 100 ft rolls and one 50 ft roll.
3. Choose support posts—As needed for ends, curves and corners.
4. Select an energizer, ground rod and a fence tester.



[Installation Video](#)



[Storage Video](#)

## Netting

### [Bear QuikFence 12/35/12](#)

100' x 35" .....	#205100
50' x 35" .....	#205050

## Energizers & Accessories

<a href="#">Energizers</a>	
<a href="#">5-Light Tester</a> .....	#200006
<a href="#">Warning Sign</a> .....	#346000
<a href="#">PowerLink 4.0</a> .....	#335500
<a href="#">FiberTuff Post, 35"</a> .....	#208053
<a href="#">Ground Rod, 3'</a> .....	#151200
<a href="#">T-Ground Rod, 3'</a> .....	#151210



[www.premier1supplies.com](http://www.premier1supplies.com)

800-282-6631 • Washington, IA