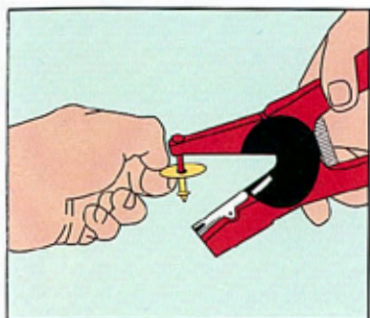


Allflex® Ear Tag Applicator Instructions

Applying Ear Tags




Slide male button onto applicator pin



Antiseptic Solution
Solution Antiseptique

Immerse in disinfectant solution




Insert female tag under spring clip. Make sure tag is well seated.



Apply to animal's ear.

Adding and Removing Inserts



The Universal Total Tagger can accommodate Allflex Global Tags with the retention collar, Allflex Tamper-proof tags and Insecticide tags. Use the applicator with the black clip and red pin.

Apply Allflex Electronic (EID) Tags by removing the black insert from the base of the jaws.

Hooking the clip on a metal surface and pulling against it, is the best way to "pop" the clip out of the applicator.



Universal Total Tagger
Black Insert

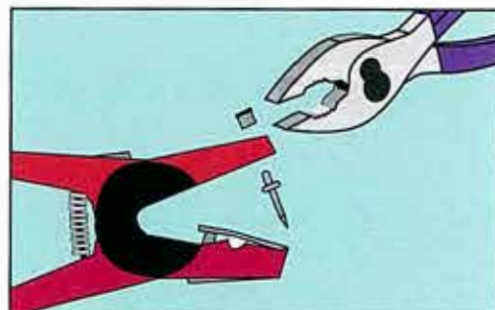
Applicator Pin Guide for Male Tags



Use Blunt Pin with closed tip male

Use Blue Blunt Pin for Piglet tags

Changing/Removing Pins



Pins can be removed or changed with pliers. The blunt pin is used with closed tip males and the sharp pin is used with open tip males.