


Double-Tuf GOAT TROUGH


Includes:
3 Hex Bolts
3 Washers
3 Nuts
Metal Grate
Trough



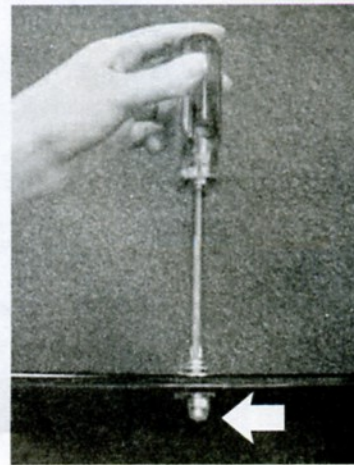
Tools Needed:
Screwdriver
Scissors



1 Remove black ties and place grate on trough to align with holes. Hook grate into trough.




2 Put washer on hexbolt. Insert through both metal grate and trough.



3 Screw nut to the hex bolt to secure metal grate and trough using a Phillips screwdriver.



4 Repeat process for other two holes.



5 Attach to fence by placing trough hooks over fence or railing. For extra support push fence wires through trough hooks.



DOUBLE L GROUP LTD

PO Box 324, 2020 Beltline Road, Dyersville, Iowa 52040-0324 toll-free 800-553-4102 ph 563-875-6257 fx 563-875-6258 e-mail sales@doublel.com web www.doublel.com

DISCLAIMER OF WARRANTIES AND LIMITATION OF REMEDIES: DOUBLE L GROUP, LTD. DISCLAIMS ANY AND ALL WARRANTIES, EXPRESS OR IMPLIED, INCLUDING, WITHOUT LIMITATION, WARRANTIES OF MERCHANTABILITY OR FITNESS FOR A PARTICULAR PURPOSE. UNDER NO CIRCUMSTANCES, SHALL DOUBLE L GROUP, LTD OR ANY OF ITS EMPLOYEES, DIRECTORS, OFFICERS, OR AGENTS, BE LIABLE FOR ANY DIRECT OR INDIRECT LOSSES OR DAMAGES ARISING FROM OR RELATED TO ANY PRODUCT PURCHASED, WHETHER SUCH DAMAGES ARE GENERAL, SPECIAL, CONSEQUENTIAL, INCIDENTAL, ECONOMIC, EXEMPLARY OR OTHERWISE (INCLUDING BUT NOT LIMITED TO DAMAGE OR INJURIES TO PERSONS, PROPERTY, OR ANIMALS), WHETHER IN TORT OR CONTRACT, EVEN IF AN AUTHORIZED REPRESENTATIVE OF DOUBLE L GROUP, LTD HAS BEEN ADVISED OF OR SHOULD HAVE KNOWN OF THE POSSIBILITY OF SUCH DAMAGES.