





Canal Portable Waterer


#938210

www.premier1supplies.com • 800-282-6631 • Washington, IA

© Copyright 2020, Premier1Supplies. All rights reserved.



1. Insert float through side of waterer, thread on nut "c".



2. Thread adapter "b" with washer onto float.



3. Pipe tape may be required between a/b connection.



4. Thread garden hose adapter into place.

